

WonderSkills



Reading 1

Basic



Introduction

Unit Opener

This section introduces the theme with a related picture to stimulate learners to think about what they will read and learn about.

UNIT 1
Jack Can
Theme: At School

Warm-up
• The children _____ at school.
• What do you do at school?

Word Bank
paint write
read sing

Words to Know

A. Look, listen, and repeat.

1. tall high worried
2. stool stand happy

B. Listen and number the words.

C. Look and match.

1. happy
2. worried
3. high
4. tall

Warm-up

This section presents model sentences that help learners relate the theme to their own experiences.

Words to Know

This section introduces key vocabulary from the text with additional practice to prepare learners for the subsequent reading text.

Reading Text

A variety of fiction and non-fiction texts with colorful illustrations and interesting text features is presented for learners to engage with the reading.

Genre: Realistic Fiction
Jack Can

Max and Jack are at school. Max can draw. Jack can paint.

Read Closer
Who can write? Circle the answer.

Max is **tall**. He can write on the paper. Jack is short. He can't write. It's too **high**.

Read Closer

This section asks questions to help learners actively interact with the text and practice the skill of asking and answering as they read.

Comprehension Check

A. Read, look, and circle.

1. Who is tall? 2. Who is short? 3. What can't Jack do?

B. Read, look, and match.

1. Jack is worried. 2. Nan gets a stool. 3. They're happy.

C. Read, choose, and write.

1. Max is _____. He can write. tall
2. Jack can't write. The paper is too _____. stand
3. Jack can _____ on the stool to write. high

Comprehension Check

This section provides a series of comprehension activities such as answering questions, matching, and fill-in-the-blanks to check and ensure learners' understanding of the text.

Comprehension Skill: Key Details

Complete the chart.

worried happy stool short write

Max is tall. He can _____ on the paper. Jack is _____. He can't write.

Jack is _____. Nan helps Jack.

Jack stands on the _____. Now he can write.

Max, Jack, and Nan finish the job. They are _____.

Retelling

Step 1: Number the pictures in the order of the story.

Step 2: Retell the story.

Comprehension Skill

This section teaches learners important reading skills:

- main idea and key details
- character, setting, events
- sequence
- cause and effect
- problem and solution
- compare and contrast
- author's purpose

Retelling

This section is designed for learners to demonstrate their understanding of the text by putting the events of the story in order or by completing the summary with key words. Then, learners are asked to retell the story orally.

Getting to Know Us

The Big Idea What makes you special?

Unit	Title	Genre	Skill	Page
1	Theme: At School Jack Can	Realistic Fiction	Key Details	6
2	Theme: We Are All Special The Friends Poster	Realistic Fiction	Key Details	14
3	Theme: Activities at Home Fun at Home	Realistic Fiction	Key Details	22
4	Theme: Our Pets A Pet for Sammy	Fantasy	Key Details	30
5	Theme: Let's Be Friends! Let's Play Together!	Nonfiction	Key Details	38
6	Theme: Let's Move! Ready, Set, Move!	Nonfiction	Key Details	46

Our Community

The Big Idea What makes a community?

Unit	Title	Genre	Skill	Page
7	Theme: On My Street Down the Street	Realistic Fiction	Key Details	54
8	Theme: People in My Community Jobs Around Town	Realistic Fiction	Character, Setting, Events	62
9	Theme: Buildings All Around The New House	Fantasy	Character, Setting, Events	70
10	Theme: Let's Help! Robby Helps Out	Fantasy	Character, Setting, Events	78
11	Theme: A Community in Nature Animal Homes	Nonfiction	Main Idea and Key Details	86
12	Theme: Follow the Map All Around Town	Nonfiction	Main Idea and Key Details	94



Jack Can

Theme
At School



I _____
at school.

Warm-up

- The children _____ at school.
- What do you do at school?

Word Bank


paint write
read sing

Words to Know

A. Look, listen, and repeat. 02



tall




high



worried



stool




stand



happy

B. Listen and number the words. 03

C. Look and match.



happy

worried



high

tall



Jack Can

04



Max and Jack are at school.
Max can draw. Jack can paint.

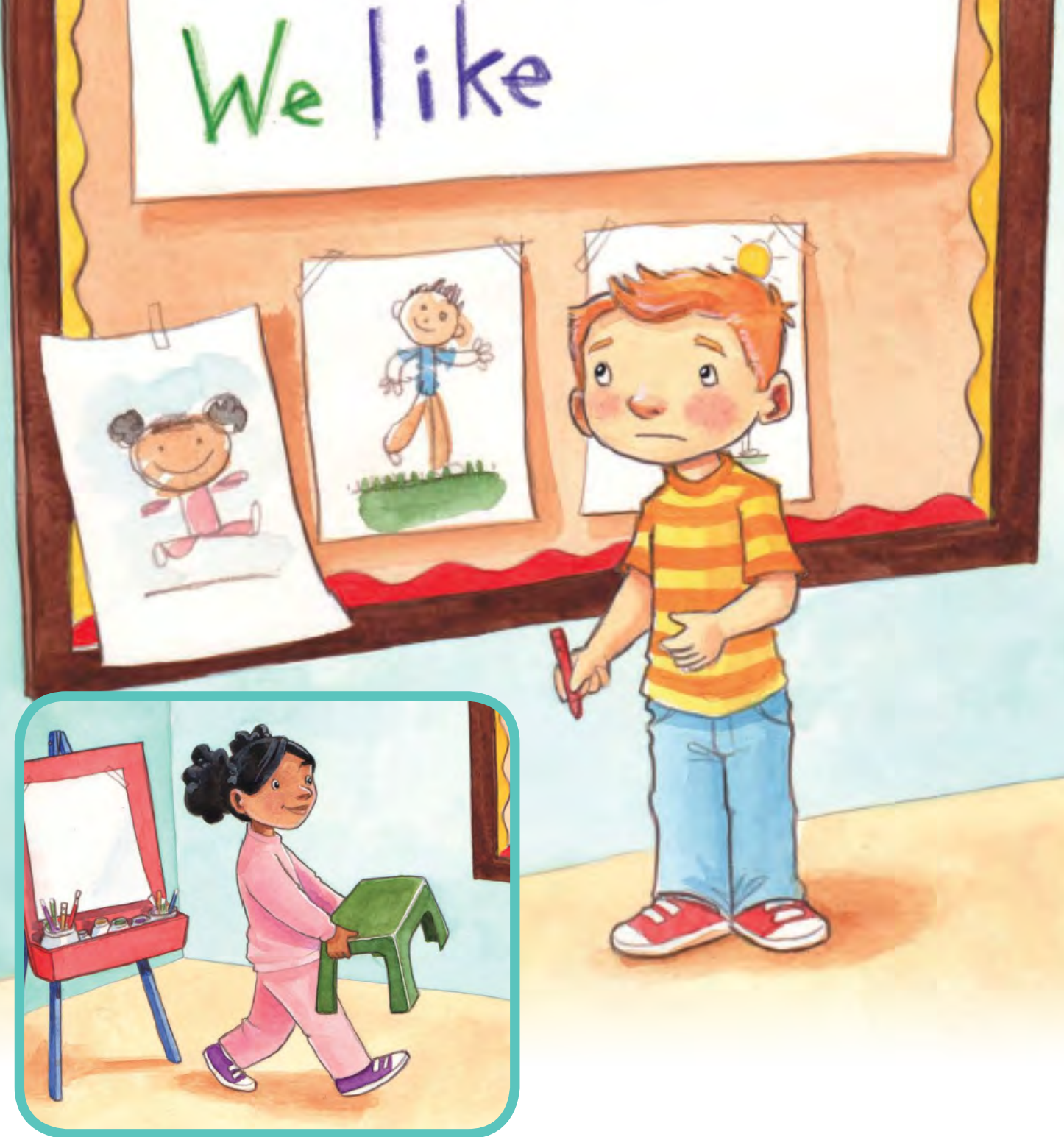


Read Closer

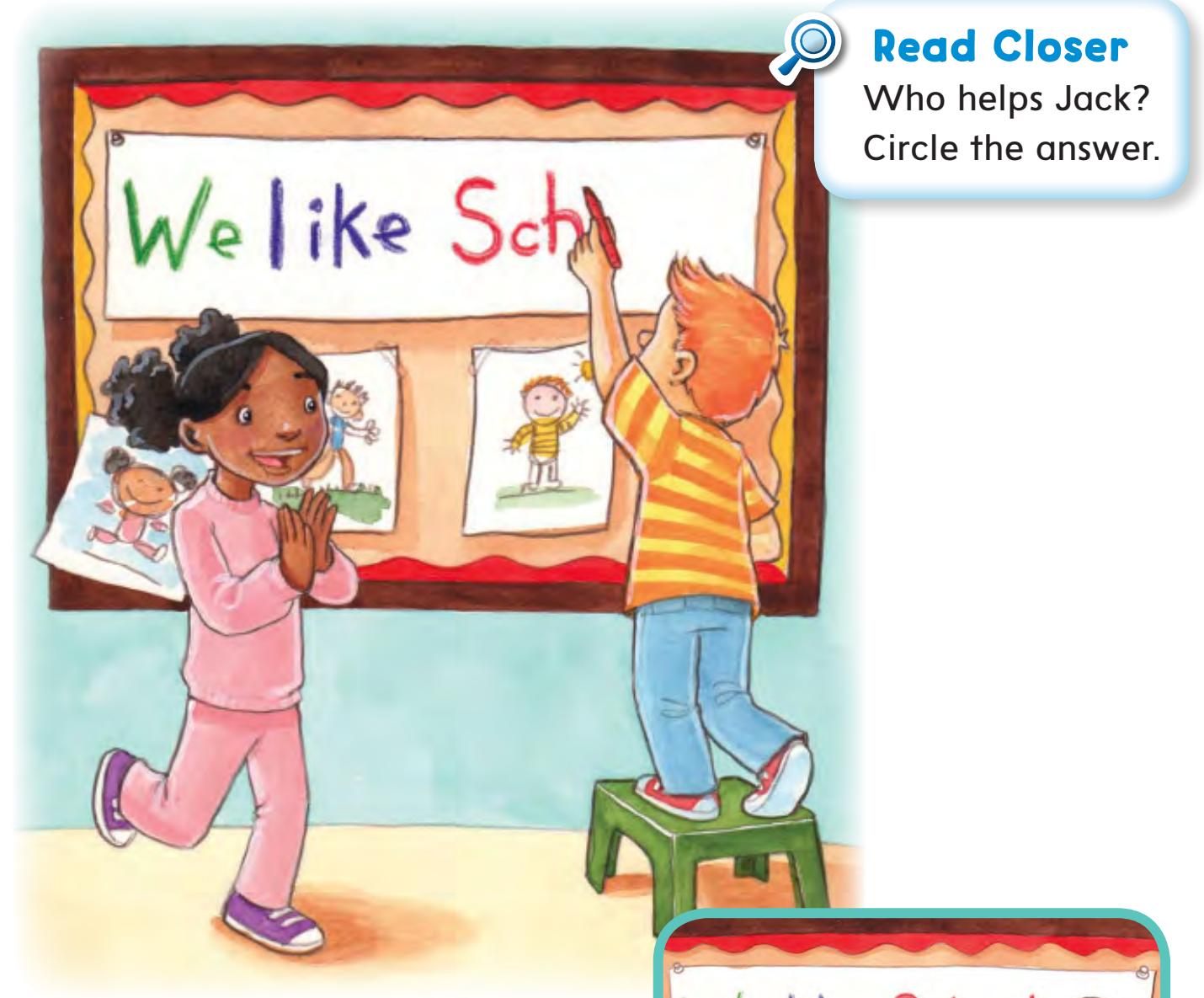
Who can write?
Circle the answer.



Max is **tall**. He can write on the paper.
Jack is short. He can't write. It's too **high**.



Jack is **worried**, but Nan helps Jack. She gets a green **stool**.



Jack **stands** on the stool. Now he can write.

Max, Jack, and Nan finish the job. They're **happy**.

Comprehension Check

A. Read, look, and circle.

1. Who is tall?



2. Who is short?



3. What can't Jack do?



B. Read, look, and match.

1. Jack is worried.



2. Nan gets a stool.



3. They're happy.



C. Read, choose, and write.

1. Max is _____. He can write.

2. Jack can't write. The paper is too _____.

3. Jack can _____ on the stool to write.

tall

stand

high

Comprehension Skill: Key Details

Complete the chart.

worried happy stool short write

Max is tall. He can _____ on the paper.
Jack is _____. He can't write.

Jack is _____. Nan helps Jack.


Jack stands on the _____. Now he can write.

Max, Jack, and Nan finish the job.
They are _____.



Retelling

Step 1 Number the pictures in the order of the story.



Step 2 Retell the story.